REV	REVISION RECORD	ECN	BY	APVD	DATE
A	INITIAL RELEASE	14183	MAC	JB	6-05-96
B	75° WAS 30°	14276	JMc	JB	7-19-96
C	PER ECN 14471	14471	MAC	JB	10-8-96
D	CHANGED DIAGONAL FROM .019	15739	MNH	JB	05-20-98

NOTE: UNLESS OTHERWISE SPECIFIED

1. INTERPRET DRAWING IN ACCORDANCE WITH ANSI Y14.5-1982.
2. REMOVED
3. REMOVED.
4. PART TO BE SUPPLIED ON A CONTINUOUS REEL. ONE BREAK, NO SPLICE PER REEL.
5. ALL DIMENSIONS APPLY AFTER PLATING.

PART NUMBER BREAKDOWN

8-208 □□□□□□000□□

- 0 = UNDER 1 INCH OAL.
- 1 = OVER 1 INCH OAL.
- OVERALL LENGTH "L"
- PIN SIZE
- PIN LENGTH ABOVE STAR
- PIN TYPE
  - 8 = RECTANGULAR
- MATERIAL
  - 2 = BRASS ALLOY
  - 5 = PHOSPHOR BRONZE ALLOY
  - 7 = COPPER/NICKEL/TIN ALLOY
- FINISH VARIATIONS
  - AA = TIN/LEAD .000120 MIN OVER NICKEL
  - BB = GOLD PLATE .000005 OVER NICKEL
  - CC = GOLD PLATE .000010 OVER NICKEL
  - WW = GOLD PLATE .000015 OVER NICKEL
  - DD = GOLD PLATE .000020 OVER NICKEL
  - EE = GOLD PLATE .000030 OVER NICKEL

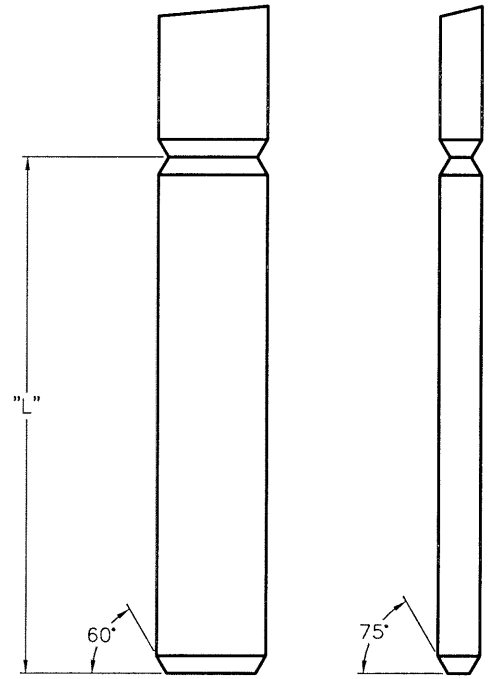

PIN WITH NO STAR

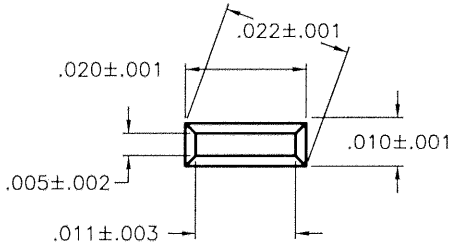

DETAIL

REELING ORIENTATION
AP/2 REEL
(24" O.D. x 20" I.D.)

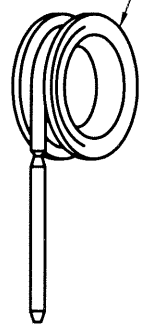

CUSTOMER DRAWING

This drawing and the information set forth hereon are the property of Autosplice, Inc. and are to be held in trust and confidence. Publication, duplication, disclosure, or use for any purpose not expressly authorized in writing by Autosplice, Inc. is prohibited.

ALL DIMENSIONS ARE IN INCHES

DECIMAL:
XX =±.01
XXX =±.005

ANGULAR:
±5°

autosplice — AUTOSPLICE, INC.

© AUTOSPLICE INC.
10121 Barnes Canyon Road
San Diego, California 92121
(619) 535-0077

THIRD ANGLE PROJECTION

DRAWN BY MAC M — DATE 6-05-96
APPROVED BY J BIANCA — DATE 6-05-96

TITLE: AUTOPIN/2 DETAIL PART DRAWING

SIZE	FSCM NO.	DRAWING NUMBER	REV.
C	0AE89	C8-208□□□□□□□□□□□	D

SCALE: NONE — CAD FILE NO. C08-208XXXX AND REV. — SHEET 1 OF 1