REV	REVISION RECORD	ECN	BY	APVD	DATE
A	INITIAL RELEASE	14183	MAC	JB	6-05-96
B	PER ECN 14471	14471	MAC	JB	10-8-96

NOTE: UNLESS OTHERWISE SPECIFIED

1. INTERPRET DRAWING IN ACCORDANCE WITH ANSI Y14.5-1982.
2. REMOVED
3. PITCH CONSISTENCY TO BE WITHIN ±.005 OVER 3.000 INCHES.
4. PART TO BE SUPPLIED ON A CONTINUOUS REEL.
5. ALL DIMENSIONS APPLY AFTER PLATING.

PART NUMBER BREAKDOWN

0 = UNDER 1 INCH OAL.
1 = OVER 1 INCH OAL.

OVERALL LENGTH "L"

PIN SIZE

PIN LENGTH "P" ABOVE STAR

8-20□□□□□□□□□□□

PIN TYPE (SEE STAR DETAIL)
1 = SQUARE PIN
2 = SQUARE PIN WITH STANDARD STAR

FINISH VARIATIONS

AA = TIN/LEAD .000120 MIN OVER NICKEL
BB = GOLD PLATE .000005 OVER NICKEL
CC = GOLD PLATE .000010 OVER NICKEL
WW = GOLD PLATE .000015 OVER NICKEL
DD = GOLD PLATE .000020 OVER NICKEL
EE = GOLD PLATE .000030 OVER NICKEL

MATERIAL
2 = BRASS ALLOY
5 = PHOSPHOR BRONZE ALLOY
7 = COPPER/NICKEL/TIN ALLOY

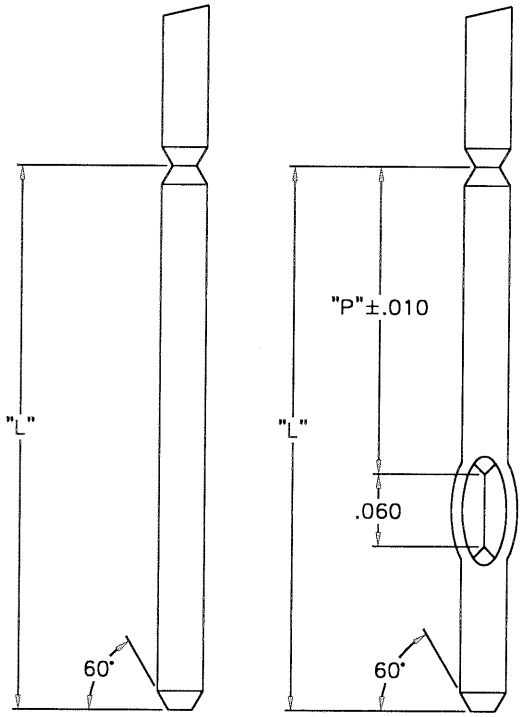

PIN WITH NO STAR

PIN WITH STAR

4 REELING ORIENTATION AP/2 REEL (24" O.D. x 20" I.D.)

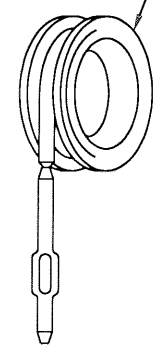

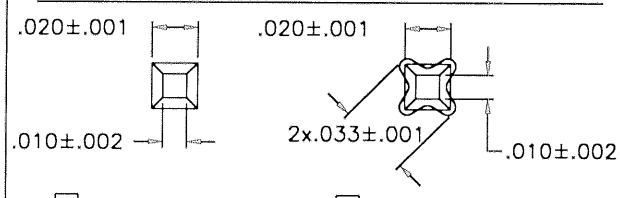

1 SQUARE NO STAR

2 SQUARE STD. STAR

STAR DETAIL

CUSTOMER DRAWING

ALL DIMENSIONS ARE IN INCHES

DECIMAL:
XX =±.01
XXX =±.005

ANGULAR:
±5°

This drawing and the information set forth hereon are the property of Autosplice, Inc. and are to be held in trust and confidence. Publication, duplication, disclosure, or use for any purpose not expressly authorized in writing by Autosplice, Inc. is prohibited.

autosplice AUTOSPLICE INC.
© AUTOSPLICE INC.
10121 Barnes Canyon Road
San Diego, California 92121
(619) 535-0077

THIRD ANGLE PROJECTION

DRAWN BY MAC M DATE 6-05-96
APPROVED BY J BIANCA DATE 6-05-96

TITLE AUTOPIN/2 DETAIL PART DRAWING

SIZE C | FSCM NO. 0AE89 | DRAWING NUMBER C8-20[1thru2]□□□□ | REV. B

SCALE: NONE | CAD FILE NO. C08-201-2XX AND REV. | SHEET 1 OF 1